

Safe Exam Browser – Instruções de utilização para alunos



Centro de Informática do IPG
Versão 1 – 19-02-2021

O Safe Exam Browser (SEB) é um software que providencia um navegador Web (*web browser*) para realizar avaliações online com segurança adicional. O SEB transforma o computador temporariamente numa estação de trabalho segura, onde se pretende que, durante a realização do teste, o aluno apenas possa aceder ao ambiente do moodle para responder ao teste. Limita o acesso a recursos como funções do sistema, outros sites e aplicações e evita que recursos não autorizados sejam usados durante um teste online.

O Safe Exam Browser destina-se apenas a fornecer uma camada adicional de segurança à realização de testes online, não tendo qualquer outra finalidade, nomeadamente a obtenção e envio de qualquer informação do computador onde está instalado.

Mais informações sobre o software em <https://safeexambrowser.org/>

Instalar o Safe Exam Browser

O SEB (Safe Exam Browser) permite ser instalado em sistemas Windows, macOS e iOS, e está disponível para instalação em https://safeexambrowser.org/download_en.html

The screenshot shows the website for Safe Exam Browser. The browser's address bar displays the URL https://safeexambrowser.org/download_en.html. The website has a navigation menu with items: News, About, Alliance, Download, Windows, macOS, iOS, and Support. The main content area is titled "Download Latest Releases" and includes links for "English", "Deutsch", "Subscribe to RSS Newsfeed", and "Follow SEB on Twitter". A sidebar on the left contains a menu with options: News, About, Alliance, Download – Latest Releases (highlighted), Download – Old Releases, Documentation Windows, Documentation macOS, Documentation iOS, and Support. The main content area features a section titled "Current Versions for Windows, macOS and iOS" with a sub-section for "Windows". A prominent blue button reads "Safe Exam Browser 3.1 for Windows". Below this, the text specifies "Safe Exam Browser 3.1.1 for Windows 8.1 and 10" and provides a SHA1 hash: `SHA1: dcd9628ad745c8aaae8fbbfc4b7f40f433840441`. A link "Download from GitHub project site." is provided. The update notes state: "This update adds new functionality for the SEB Server integration with Moodle and fixes a few issues reported by the community. Below a list of the most prominent new features and changes:" followed by a bulleted list: "• Added support for exam ID in SEB Server configurations.", "• Added support for secured quizzes with SEB Server and Moodle 3.9 (Deeper Integration).", and "• Added support for battery and WLAN status logging with SEB Server."

Para sistemas Windows seleccionar a versão no topo da página (3.1). Para macOS e iOS descer na página até encontrar a secção correspondente.

macOS

Safe Exam Browser 2.2.2 for macOS

Current version of Safe Exam Browser for macOS 10.15, 10.14, 10.13, 10.12, 10.11 (limited support for 10.10, 10.9, 10.8* and 10.7*)

Build 2EAD. SHA1: 50da8b61c17d56a88b29a40f61dc6379d605b4f0

[Download from GitHub project site.](#)

SEB 2.2.2 for macOS is a maintenance update for SEB 2.2.1, with some improvements and bug fixes:


- Fixed that PDF documents were not displayed when Acrobat PDF viewer is installed.
- Prevent Preferences window to be opened in Moodle 3.9 when using automatically generated settings (option "Configure manually"). SEB now uses the default setting `allowPreferencesWindow=false` in exam configurations (client configs still have `allowPreferencesWindow=true` as default setting).
- Fixed: Cannot start SEB by opening .seb file on macOS <= 10.12.
- Fixed false positive detection of not allowed process because of partial match of process executable name.
- Now controlling resizing of Preferences panels and scrolling oversized panels to the top when displaying them the first time

New since the major update SEB 2.2 for macOS:

- Prohibited Processes settings for blocking specific processes and applications from running together with SEB.
- Preset prohibited processes covering communication, screen sharing and recording apps. Let us know if you would like to suggest applications and tools to be added to those preset prohibited processes (we need information about the software and its name and Bundle Identifier (if applicable)).
- Added settings to allow to reconfigure SEB, even it is already running in a secure exam session.

Também está disponível na App Store para iOS:


< Pesquisa





SafeExamBrowser

ETH Zurich

OBTER




| IDADE | CATEGORIA | PROGRAMADOR | IDIOMA |
|------------|---|---|--------------|
| 4+ Anos |  Ensino |  ETH Zurich | EN Inglês |

Options to start an exam or configure SafeExamBrowser for your institution

- Open an SEB exam or configuration link from Safari, Mail or a messenger app.
- Enter the URL of an institution which supports SEB

[Search Network](#)

- Scan SEB configuration QR code



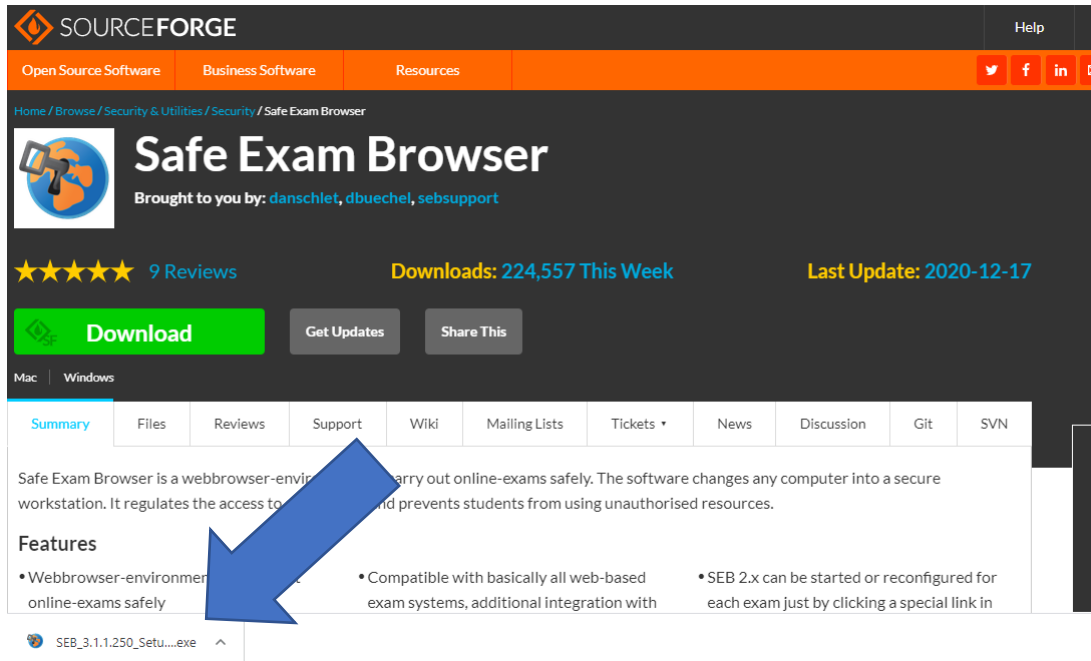
SafeExamBrowser 2.1.13

× Exam Portal - Demo

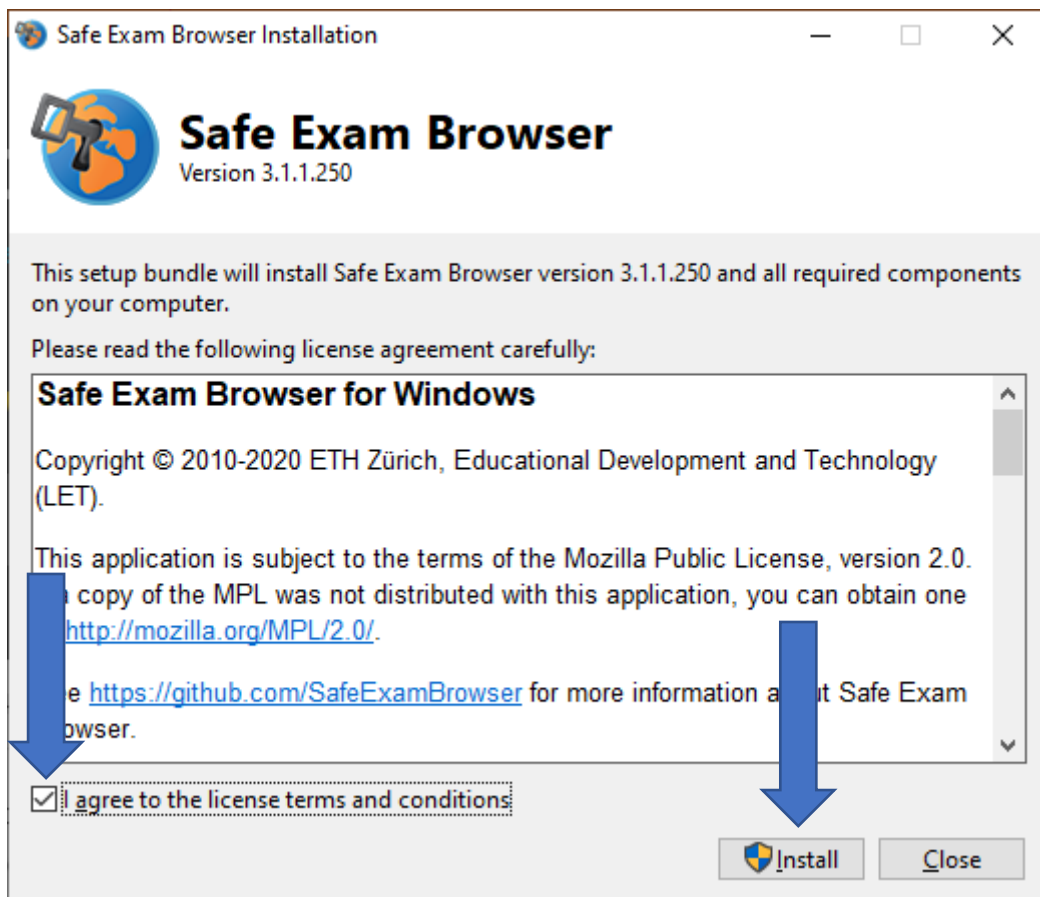
Commands

- ⏪ Back to Start
- 📄 Scan Config QR Code
- 📄 About SEB
- 🔌 Quit Session

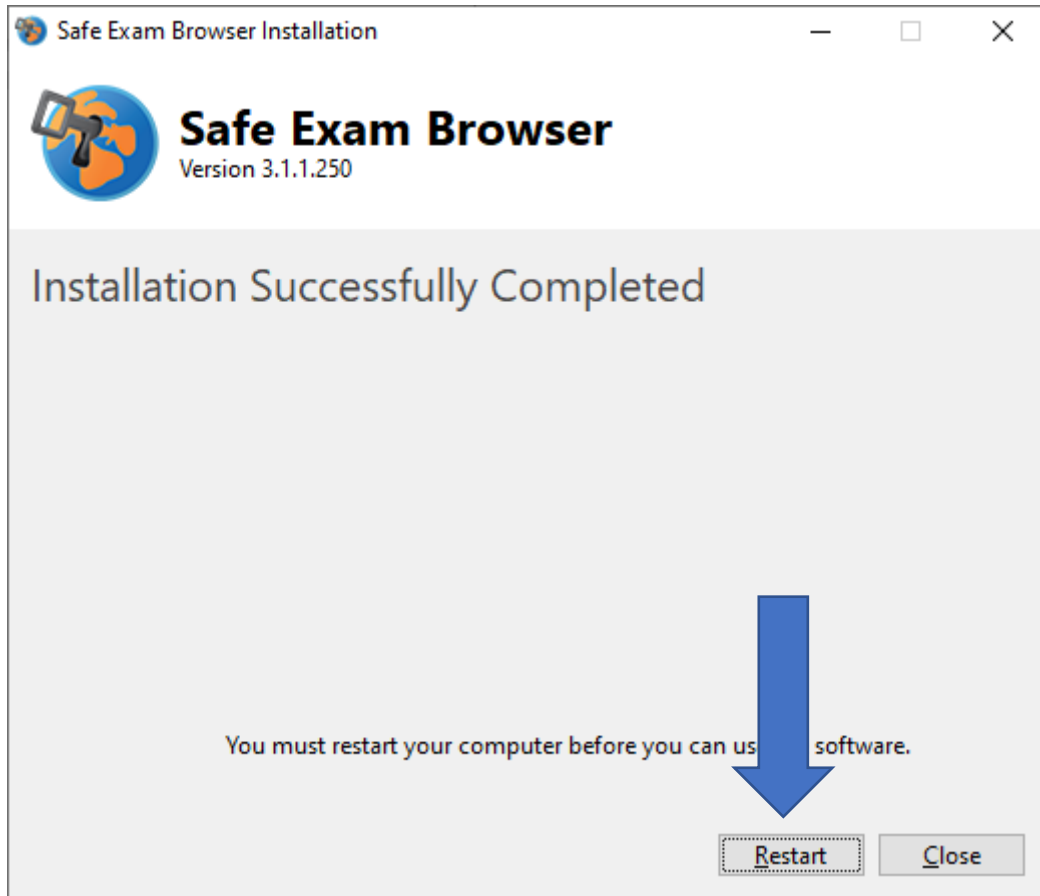
Uma vez terminado o download executar o ficheiro de instalação:



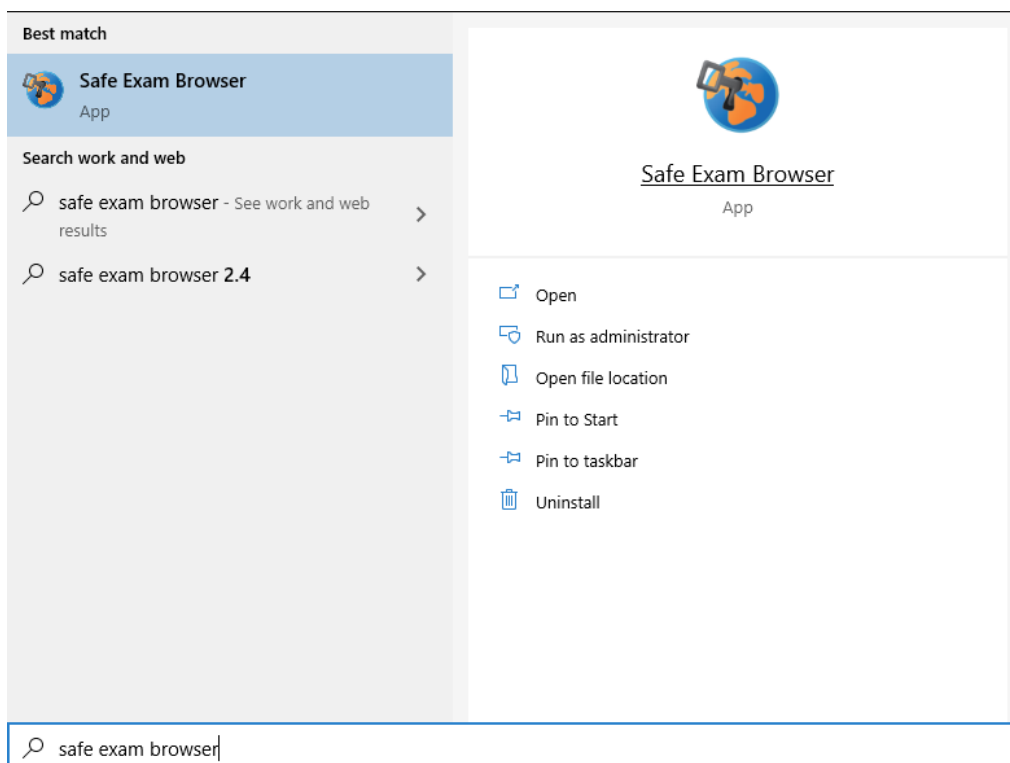
Aceitar os termos e clicar em **Install**:



Se o instalador o solicitar, é necessário reiniciar o computador:

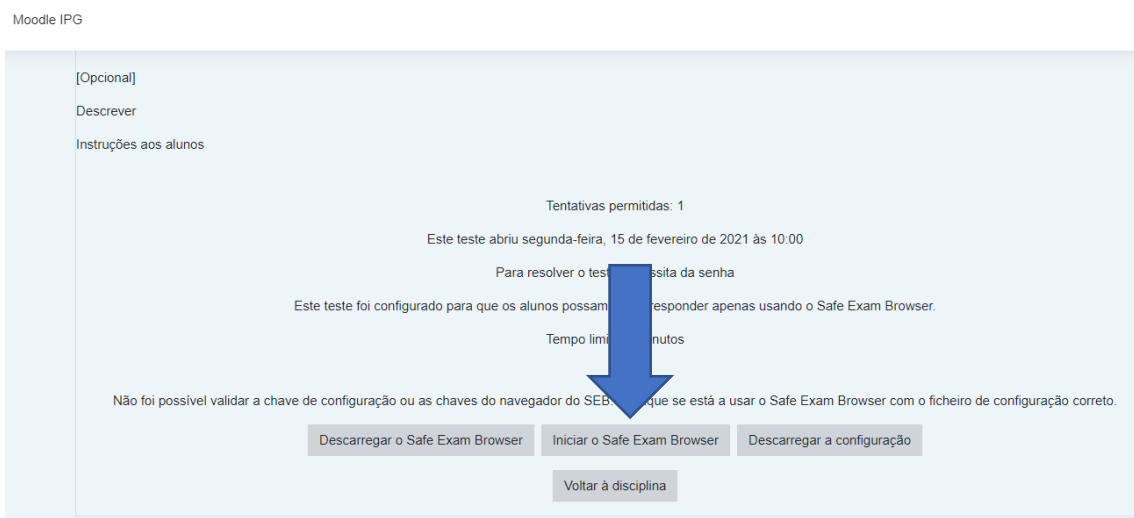


O software fica imediatamente disponível. É possível testar se ficou bem instalado executando o programa instalado no computador:

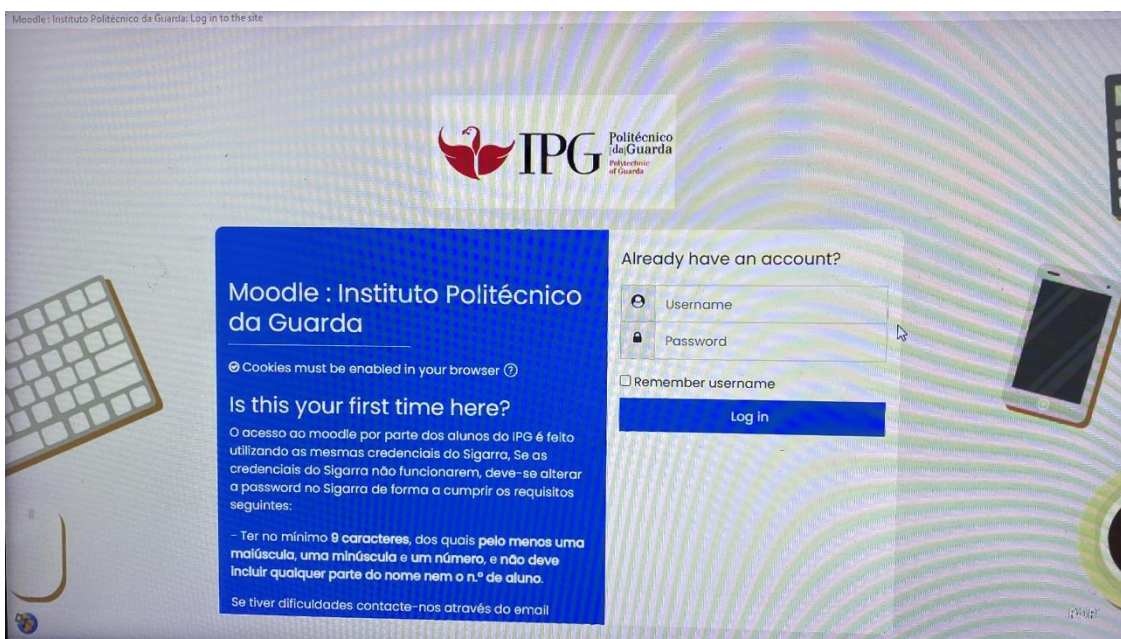


E tentar entrar num eventual teste piloto que tenha sido promovido pelo docente da Unidade Curricular.

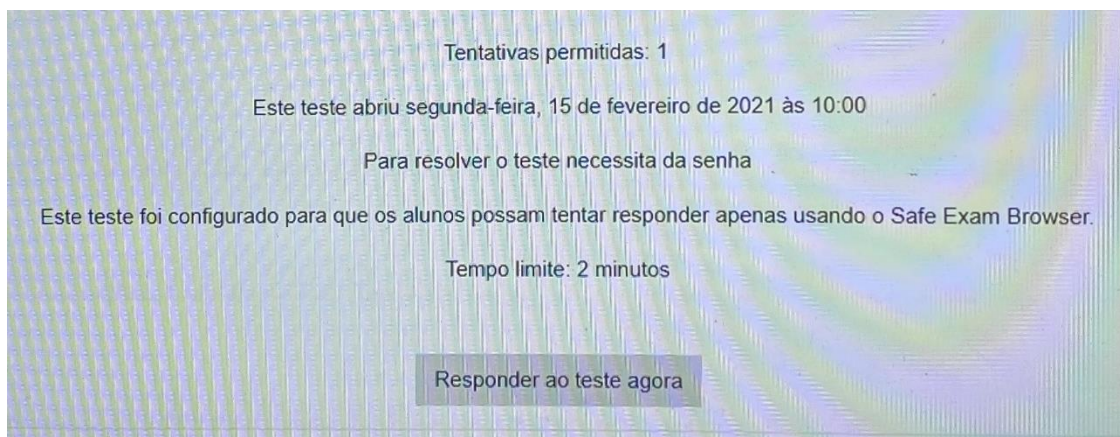
Para utilizar o Safe Exam Browser para aceder ao teste no moodle, clicar no link do teste e depois em “Iniciar o Safe Exam Browser”:



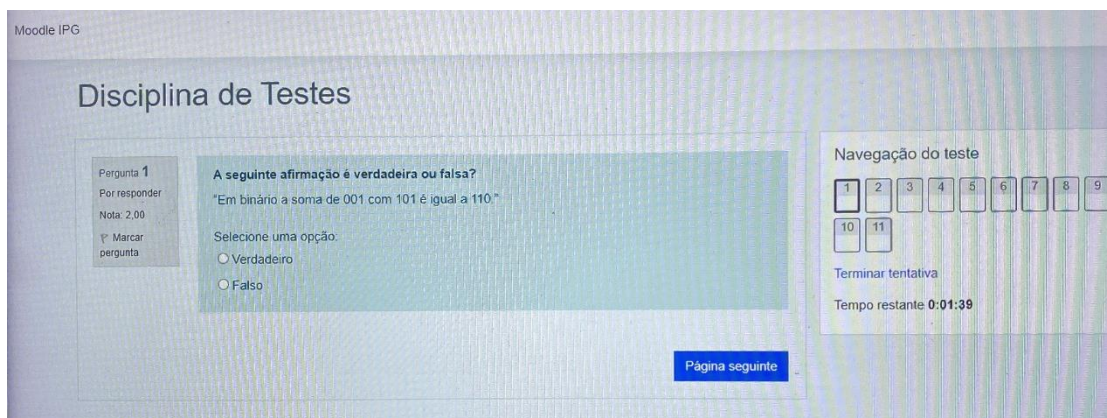
Neste momento estará a visualizar a página do moodle através do navegador web providenciado pelo SEB. Deverá autenticar-se novamente no moodle:



E clicar em “Responder ao teste agora”:



E responder ao teste normalmente:



Depois do teste respondido e enviado, a forma de sair do SEB é clicar no botão situado no canto inferior direito da janela. Poderá ser necessária uma password para sair, que deverá ser fornecida pelo docente quando oportuno.